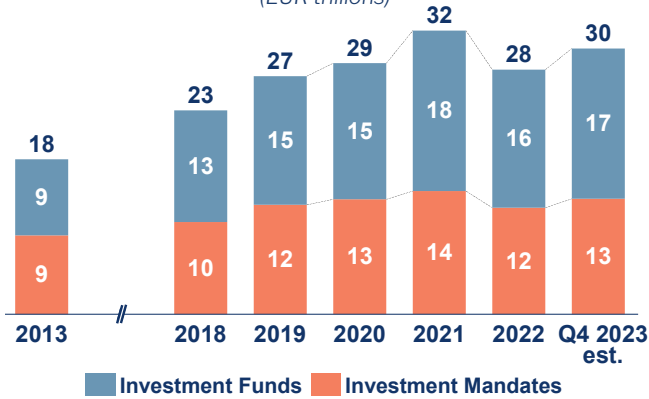


The European Fund and Asset Management Industry

Key Facts and Figures

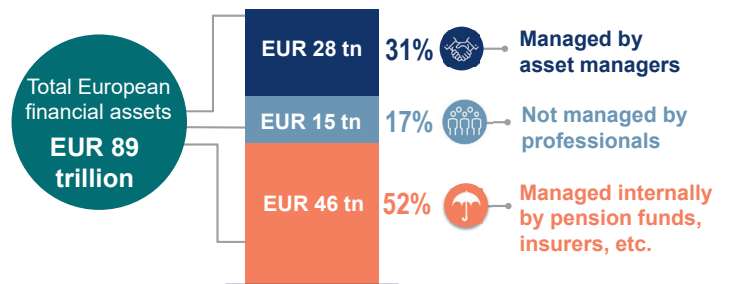
What is the value of assets under management in Europe?

Breakdown of total assets managed in Europe
(EUR trillions)



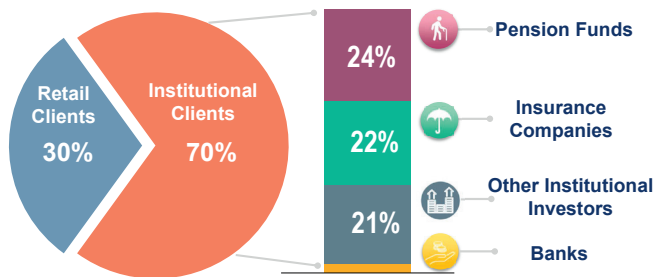
What is the market share of European asset managers?

Breakdown of total financial assets in Europe
(EUR trillions, share of total at end 2022)



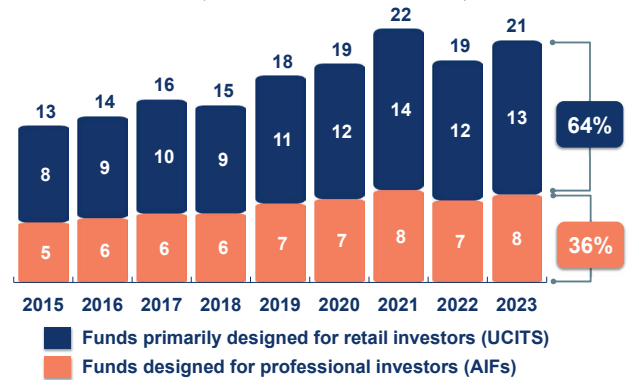
Who are the main clients of the asset management industry?

Breakdown of total assets by client type
(Share of total at end 2022)



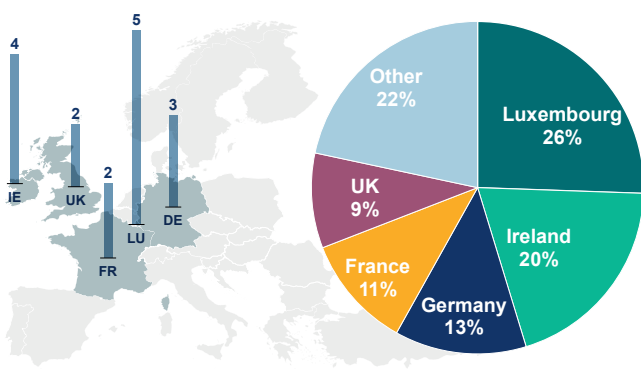
How much money is invested in European funds?

Net assets of UCITS and AIFs
(EUR trillions, share of total)



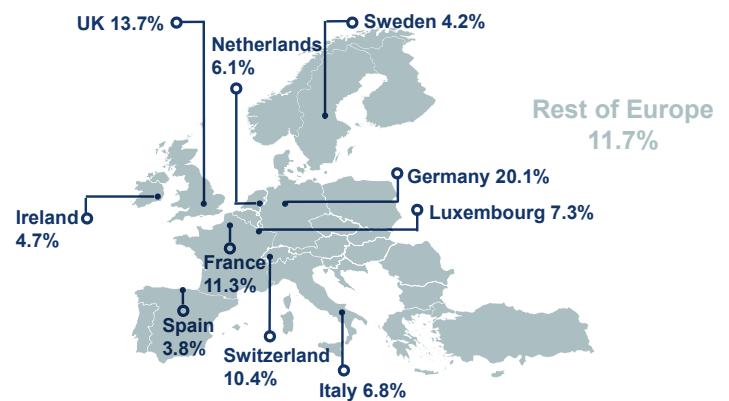
Where are investment funds domiciled in Europe?

Net fund assets by country
(EUR trillions, share of total at end 2023)



Where are funds owned across Europe?

(Share of total at end 2023)

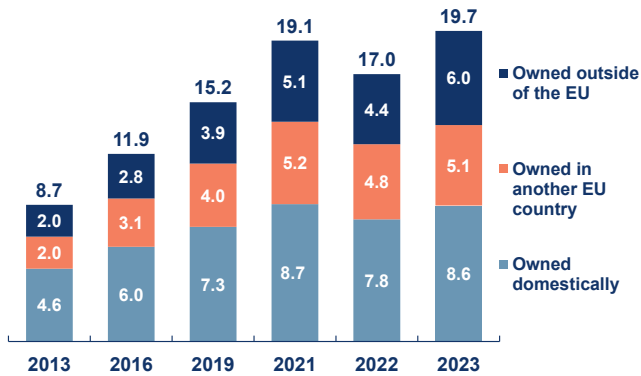


The European Fund and Asset Management Industry

Key Facts and Figures

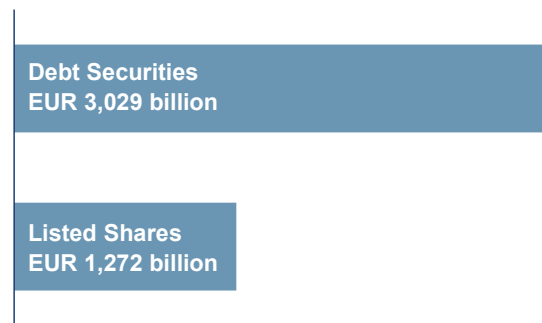
Where are EU funds owned, both in EU countries and outside the EU?

Total net assets of EU-domiciled funds
(EUR trillions)



How much are investment funds investing in the European economy?

Euro-area securities held by euro-area investment funds
(At end 2023)



What do EU savers miss by not investing in UCITS?

€10,000 invested 50% in equity UCITS and 50% in bond UCITS



€10,000

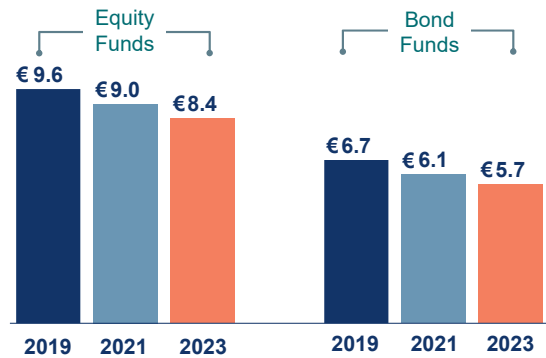
invested in a portfolio of UCITS at end 2013



€16,063 +61%
value net of costs at end 2023

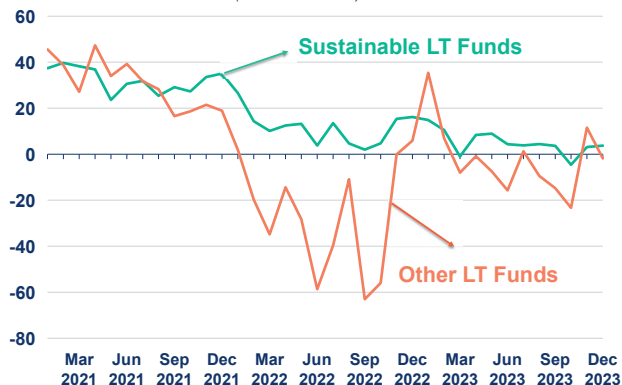
Have the costs of UCITS fallen in recent years?

Average annual cost for a €1,000 investment



What is the demand for sustainable funds compared to other long-term funds?

Monthly net sales of long-term (LT) UCITS
(EUR billions)



How have the market shares of active and passive funds evolved?

Breakdown of UCITS net assets
(Share of total)

